

Boston Whaler, Inc.

DWG. NO. PB305CQ86

2

3

4

5

6

7

F

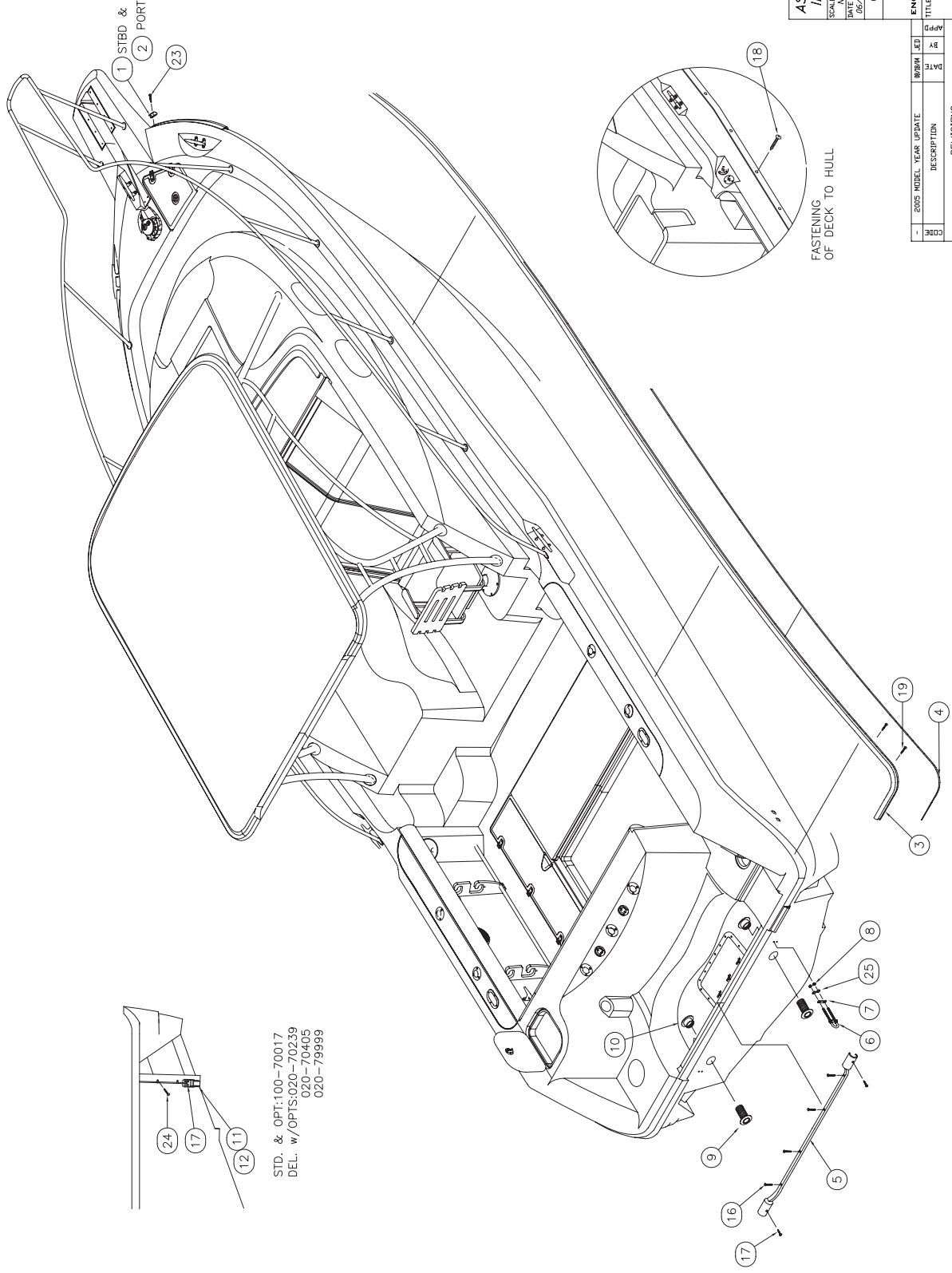
E

D

C

B

A



STD. & OPT:100-70017
 DEL. w/OPTS:020-70239
 020-70405
 020-79999

ASSEMBLY & PARTS IDENT. DOCUMENT	
SCALE	BRAWN - J/MAVAS
DRAWING	CHKD. X
DATE	06/24/04
DESIGN	DESIGN X
REV.	REV. X
ENGINEERING DEPARTMENT	
TITLE	FINAL ASSEMBLY EXTERIOR #1
DWG. NO.	PB305CQ86

APP'D	DATE	REV.
2005 MODEL YEAR UPDATE		
DESCRIPTION		
REVISIONS		
CODE		

1 2 3 4 5 6 7 8

Boston Whaler, Inc.

DWG. NO. PB305CQ87

2

3

4

5

6

7

F

E

D

C

B

P B 3 0 5 C Q 8 7

ASSEMBLY & PARTS IDENT. DOCUMENT	
SCALE	BRAWN - JMANVAS
DATE	06/24/04
DESIGN	X
CHKD.	X
APP'D.	C
REV.	X
ENGINEERING DEPARTMENT	
TITLE	FINAL ASSEMBLY EXTERIOR #2
CODE	305CQ

REV.	2005 MODEL YEAR UPDATE	DESCRIPTION	DATE	BY	APP'D.
1					

REVISIONS

1

2

3

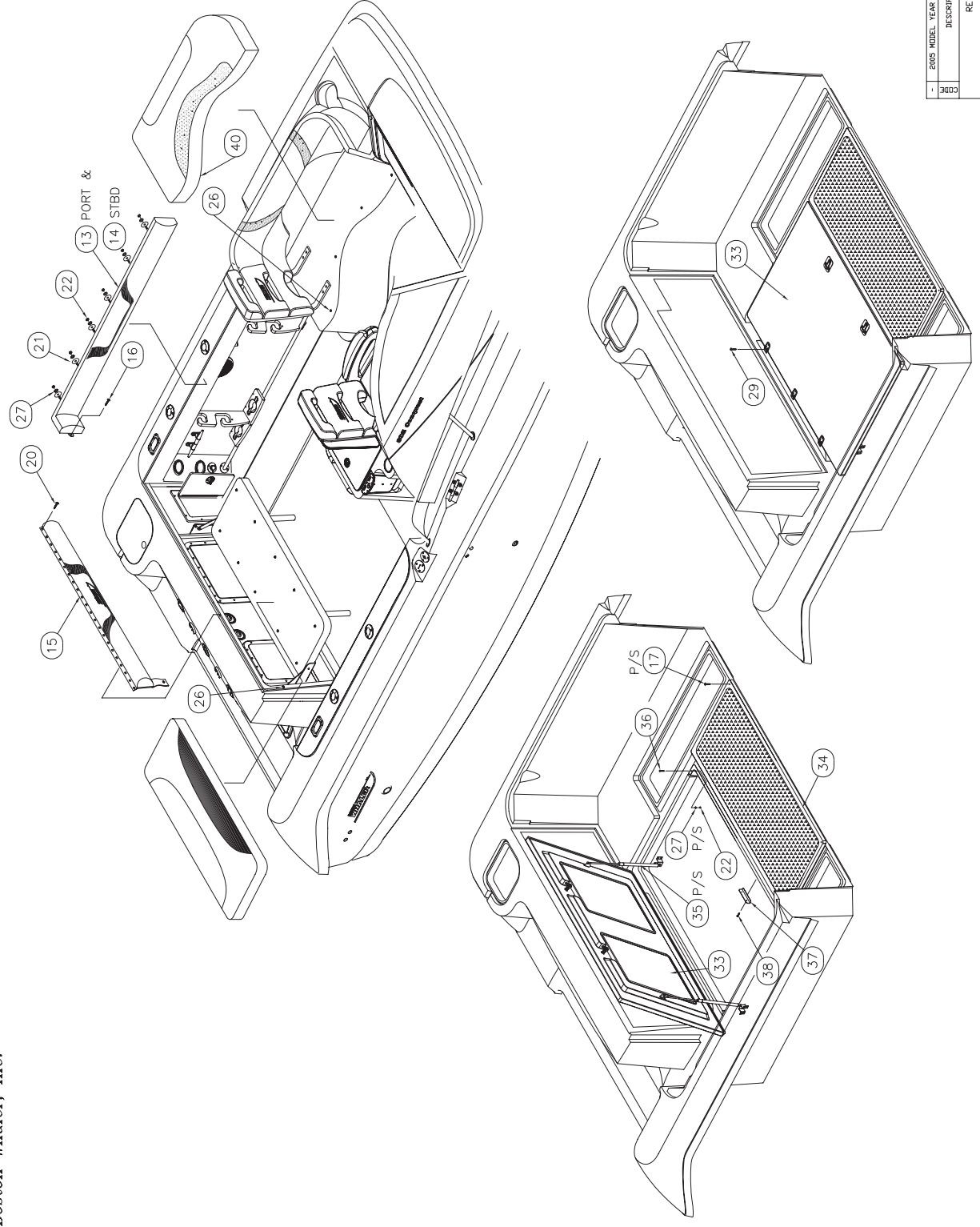
4

5

6

7

8



Boston Whaler, Inc.

DWG. NO. PB305CQ88

2

3

4

5

6

7

F

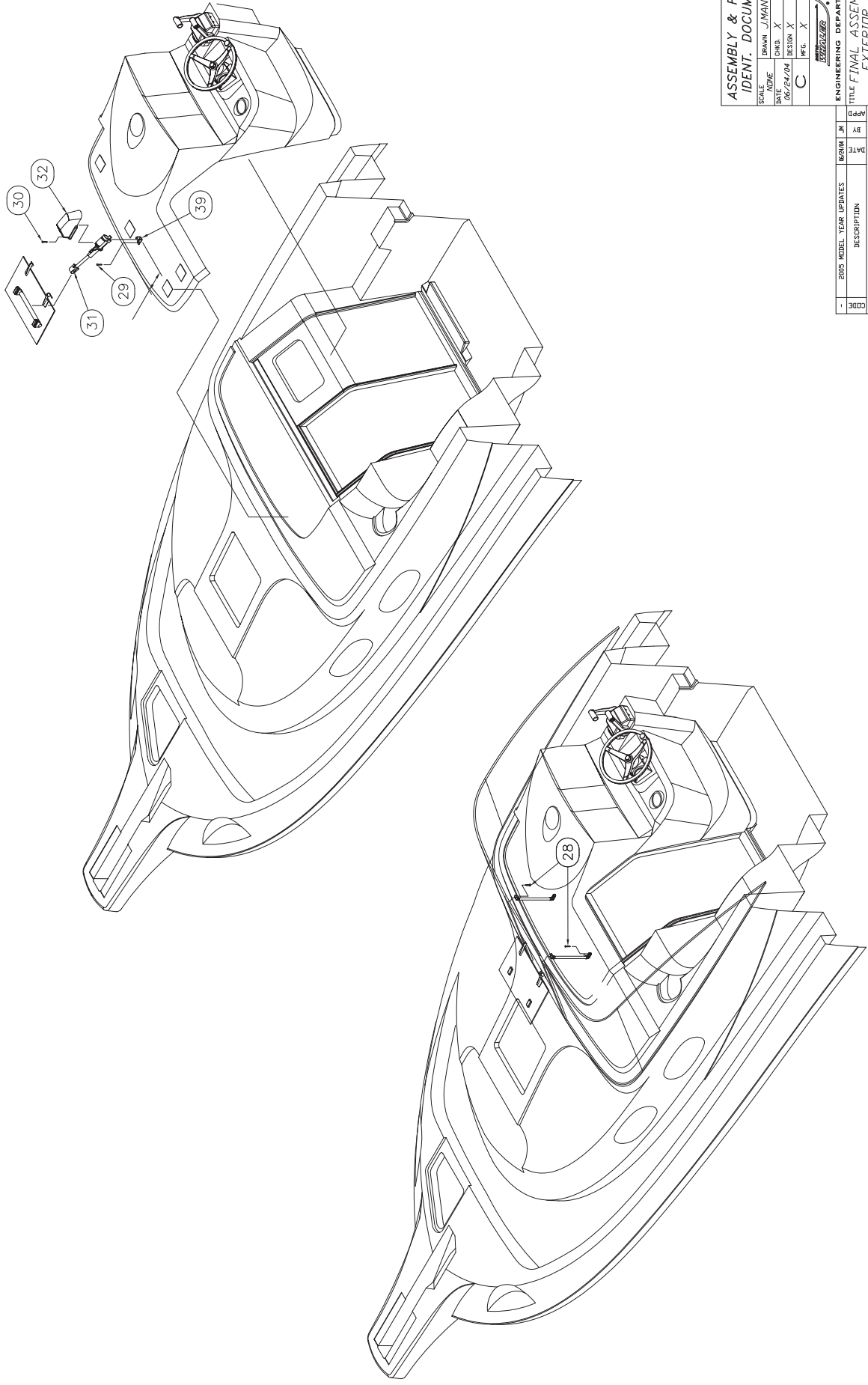
E

D

C

B

A



ASSEMBLY & PARTS IDENT. DOCUMENT	
SCALE	DRAWN - J.MANAS
DATE	CHECKED - X
DATE	DESIGNER - X
DATE	REV. - X
ENGINEERING DEPARTMENT	
TITLE - FINAL ASSEMBLY EXTERIOR #3 305CQ	

CODE	2005 MODEL YEAR UPDATES	WORKING #	APP'D
1	DESCRIPTION		
REVISIONS			

DWG. NO. PB305CQ88

1 2 3 4 5 6 7 8

MODEL YEAR 2005 PARTS LIST

BOAT MODEL: 305 CONQUEST
DOCUMENT CONTROL NO: PB305CQ89

ITEM	QTY	U/M	DESCRIPTION	B.W.I. NO.
1	1	EA.	CAP, BW305CQ-04 RUB RAIL END STB SS	1756355
2	1	EA.	CAP, BW305CQ-04 RUB RAIL END PRT SS	1757792
3	2	EA.	RUBRAIL, PLASTIC CHAR 34.5'	1758816
4	2	EA.	INSERT, RUB RAIL CHAR FLEX 34.5'	1758823
5	1	EA.	CAP, BW305CQ-04 RUB RAIL TRNSM TRIM BLK	1756354
6	2	EA.	EYE, BOW 5/8"X 5.75" SS	0995522
7	2	EA.	PLATE, BW-97 B/U U-BOLT	1058999
8	4	EA.	NUT, ACORN #5/8-11 SC	1062942
9	2	EA.	THRU-HULL, PVC PRESS-FIT	1042084
10	2	EA.	NUT, PVC RETAINING THRU-HULL	1042068
11	1	EA.	ACC PART, MERC DEP FINDER/TRANSDUCER TRNS MNT	1738329
12	1	EA.	ACC PART, MERC SPEEDOMETER/TEMP DIG	1477942
13	1	EA.	BOLSTER, BW305CQ-04 CKPT PRT/AFT PRT	1754366
14	1	EA.	BOLSTER, BW305CQ-04 CKPT STB	1754367
15	1	EA.	CUSH, BW305CQ-04 STERN SEAT B/R	1754416
16	7	EA.	SCREW, TAPPING #10A X 1" PTH SC	1008739
17	7	EA.	SCREW, TAPPING #10A X 2" PTH SC	1008754
18	125	EA.	SCREW, TAPPING #10A X 1.25" PFH SC	1259415
19	150	EA.	SCREW, TAPPING #10A X 1.5" PFH SC	1010248
20	32	EA.	SCREW, TAPPING #8A X 3/4" PFH SC	1008408
21	12	EA.	WASHER, FENDER 1/4"X 1.25" SC	1260678
22	14	EA.	NUT, HEX #1/4-20 SC	1260694
23	2	EA.	SCREW, TAPPING #10A X 2" POH SC	1261163
24	4	EA.	SCREW, TAPPING #8A X 1" PTH SC	1008804
25	4	EA.	WASHER, LOCK/SPLIT 5/8" SC	1259589
26	5	EA.	SNAP STUD, W/#8 X 3/8" PH BR/NI/SS	0203786
27	14	EA.	WASHER, LOCK/SPLIT 1/4" SC	1260595
28	8	EA.	SCREW, TAPPING #8A X 3/4" PPH SC	1010651
29	8	EA.	SCREW, TAPPING #10A X 1" POH SC	1008507
30	4	EA.	SCREW, TAPPING #4A X 1" PPH SC	1010636
31	1	EA.	ACTUATOR, ELEC W/S VENT 4"8P CE	1100262
32	1	EA.	COVER, ABS W/S VENT ACTUATOR SEAFOAM	1472166
33	1	EA.	GENERATOR COVER SUB-ASSY	PB305CQ64
34	1	EA.	COCKPIT FLOOR COVER SUB-ASSY	09-302
35	2	EA.	CYLINDER, GAS SS 130PSI 26"EXT X 16"COMP	1755451
36	2	EA.	SCREW, MACHINE #1/4-20 X 2.25" PTH SC	1051317
37	2	EA.	FRAME, BW2100R-97 ANCHOR LCKR EDGE GUARD SS	1034552
38	4	EA.	SCREW, TAPPING #6A X 1/2" PPH SC	1213081
39	1	EA.	BRACKET, SS W/S ACTUATOR MNT #14-333	1483304
40	1	EA.	CUSH, BW305CQ-04 PASS SEAT BASE	1756160
41	1	EA.	CURTAIN, BW305CQ-04 MIDBRTH PRIVACY	1760129
42	4	EA.	SNAP STUD, W/#8 X 3/8" PH BR/NI/SS	0203786
43	4	EA.	SCREW, TAPPING #10A X 1.5" PPH SC	1010610
44	4	EA.	WASHER, FLAT #10 SC	1260751
45	4	EA.	WASHER, LOCK/SPLIT #10 SC	1260645