

THIS DOCUMENT IS THE PROPERTY OF BOSTON WHALER, INC. MFG. DEPT., EDGEWATER, FLORIDA. ALL RIGHTS ARE RESERVED. THIS DOCUMENT AND INFORMATION CONTAINED MUST NOT BE COPIED OR DISCLOSED TO OTHERS WITHOUT WRITTEN PERMISSION OF BOSTON WHALER, INC.

DWG. NO:  
06100

REV.  
BH

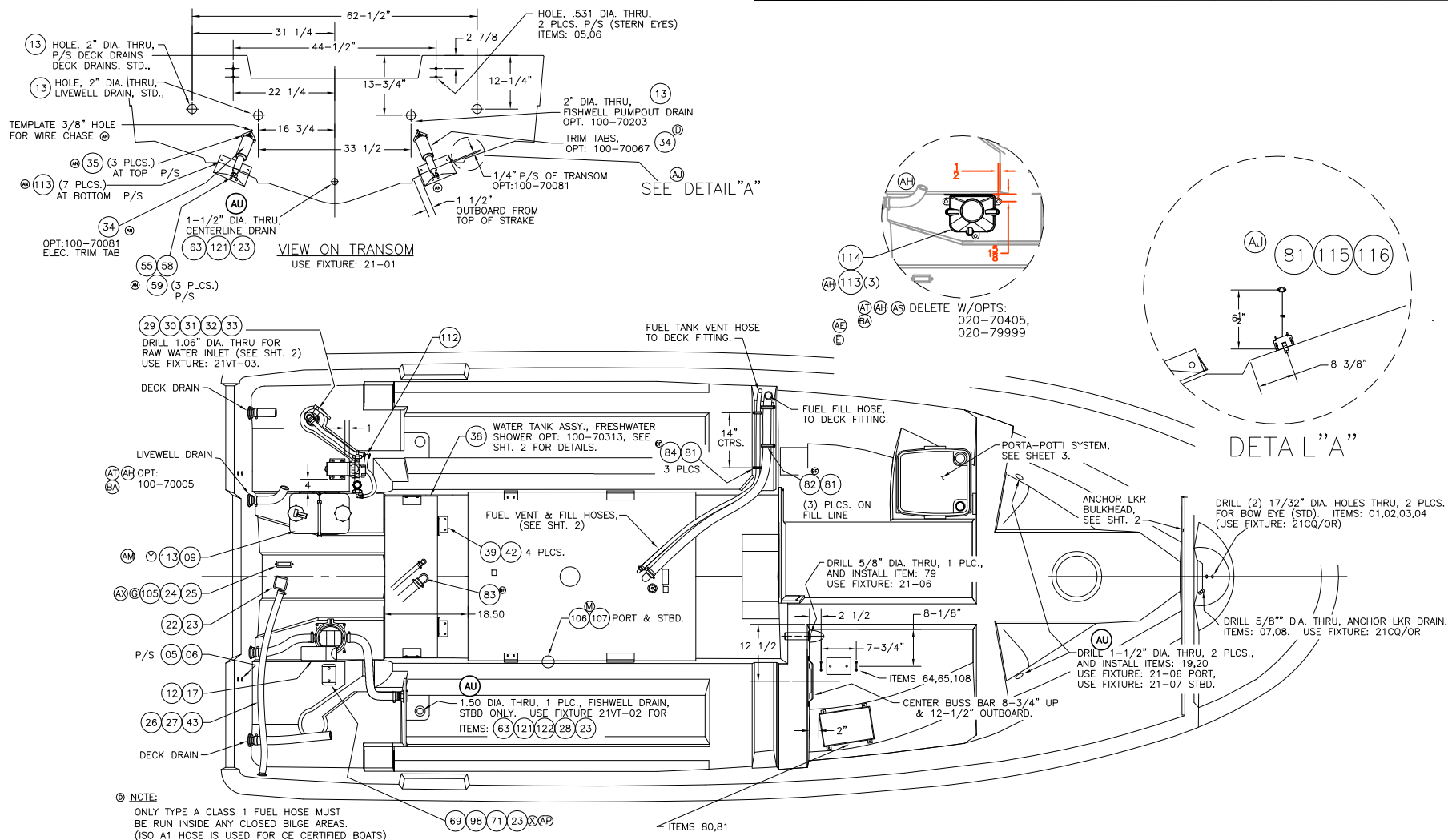
CURRENT ECD  
08095526

NOTES:

1. SEE DWG. 01-300 FOR TIE CABLES P/N & STANDARDS.

REVISIONS

| REV. | DESCR.  | BY  | DATE     | APPVD. | ECN NO.  |
|------|---|-----|----------|--------|----------|
| BF   | MYE "09" ITEM 82 WAS 1040344 QTY 3, #84 WAS 1216720, DELETED #102 | SLJ | 05/16/08 | DH     | 08045126 |
| BG   | REMOVE ITEM 117 AND ADD NOTES TO REFER DWG. 01-300                | JF  | 06/18/08 | AVF    | 08065289 |
| BH   | INVERTED WATER FILTER TO A DOWNWARD POSITION                      | TJ  | 10/28/08 | AF     | 08095526 |



INTERPRET DIMENSIONS AND TOLERANCES PER ANSI Y 14.5 UNLESS OTHERWISE SPECIFIED DIMENSIONS ARE IN INCHES.  
TOLERANCES: ANGLES = ± .5°    .XXX = ± .010  
.X = ± .1    .X = ± 1/16  
.XX = ± .03    X = ± 1/16  
DO NOT SCALE DRAWING



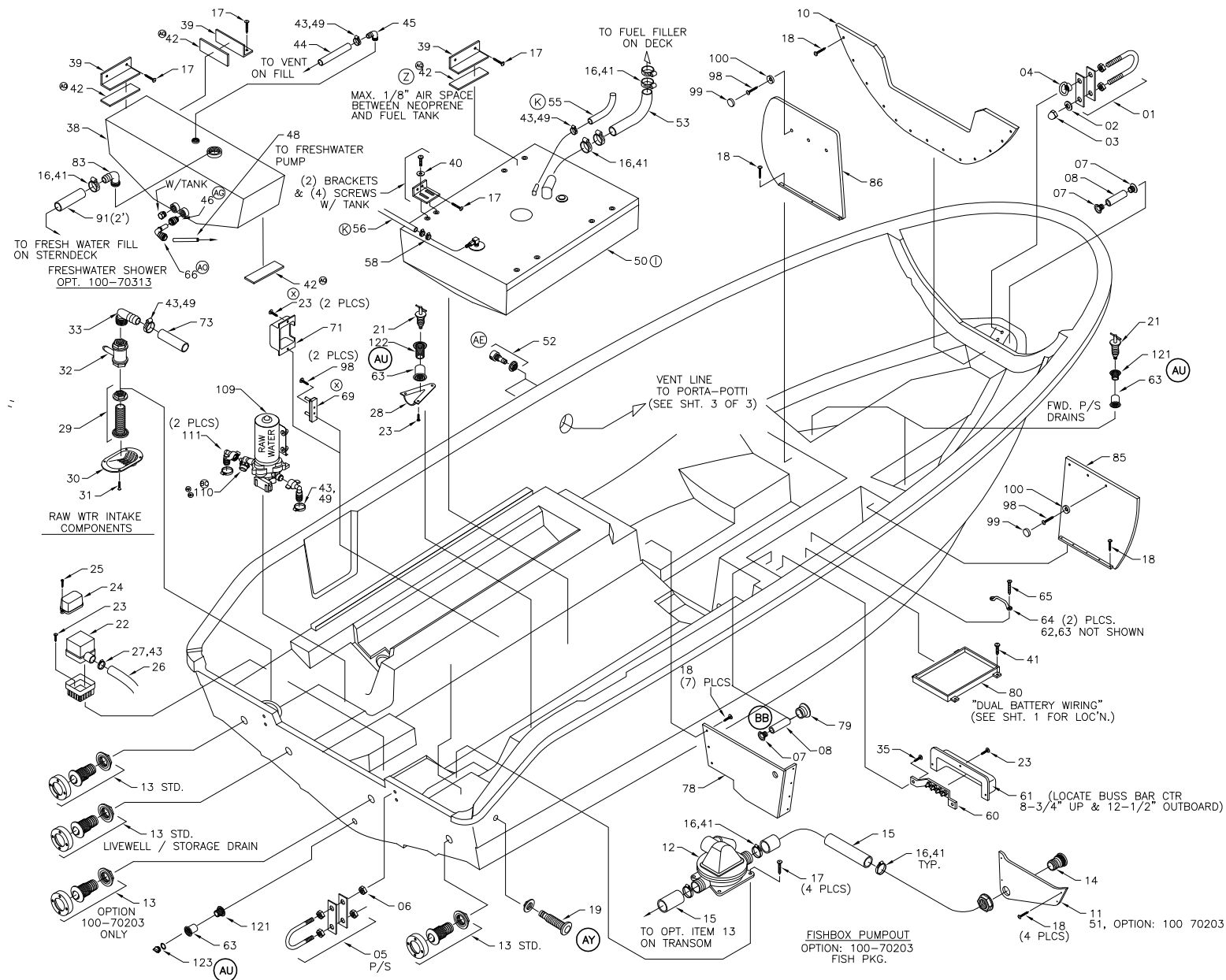
|                     |                |  |                |             |                             |                      |
|---------------------|----------------|--|----------------|-------------|-----------------------------|----------------------|
| CHECKED: J. MILLER  | DATE: 10/22/99 | DRAWN: R.DURHAM                              | DATE: 10/22/99 | SCALE: NONE | BOAT MODEL<br>210VT         | MOLD NO.<br>18J96701 |
| APPD: M. MITCHELL   | DATE: 8/31/00  | DWG. TITLE:<br>Thru Hulls and Outfit Details |                |             | INIT. REL. ECN NO:<br>R8007 | DWG. NO:<br>06100    |
| DESIGN: J. MILLER   | DATE: 10/22/99 |  |                |             |                             | SHT. NO.<br>1 of 5   |
| INT. ENG: L. SCHOLZ | DATE: 10/22/99 |  |                |             |                             |                      |

THIS DOCUMENT IS THE PROPERTY OF BOSTON WHALER, INC. MFG. DEPT., EDGEWATER, FLORIDA. ALL RIGHTS ARE RESERVED. THIS DOCUMENT AND INFORMATION CONTAINED MUST NOT BE COPIED OR DISCLOSED TO OTHERS WITHOUT WRITTEN PERMISSION OF BOSTON WHALER, INC.

DWG. NO:  
06100

REV.  
BH

CURRENT ECD  
08095526



INTERPRET DIMENSIONS AND TOLERANCES PER ANSI Y 14.5 UNLESS OTHERWISE SPECIFIED DIMENSIONS ARE IN INCHES.  
 TOLERANCES: ANGLES = ± .5° .XXX = ± .010  
 .X = ± .1 X = ± 1/16  
 .XX = ± .03 X = ± 1/16  
 DO NOT SCALE DRAWING

DRAWN: R.DURHAM

DATE: 10/22/99

SCALE: NONE

BOAT MODEL

MOLD NO.

DWG. TITLE:

Thru Hulls and Outfit Details

210VT

18J96701

INIT. REL. ECN NO:

DWG. NO:

SHT. NO.

R8007

06100

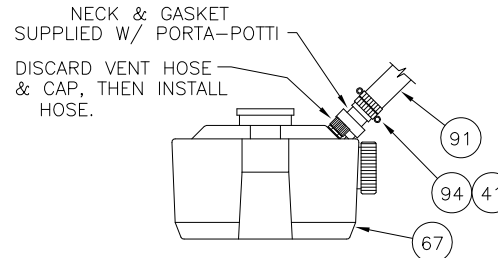
2 OF 5

THIS DOCUMENT IS THE PROPERTY OF BOSTON WHALER, INC. MFG. DEPT., EDGEWATER, FLORIDA. ALL RIGHTS ARE RESERVED. THIS DOCUMENT AND INFORMATION CONTAINED MUST NOT BE COPIED OR DISCLOSED TO OTHERS WITHOUT WRITTEN PERMISSION OF BOSTON WHALER, INC.

DWG. NO:  
06100

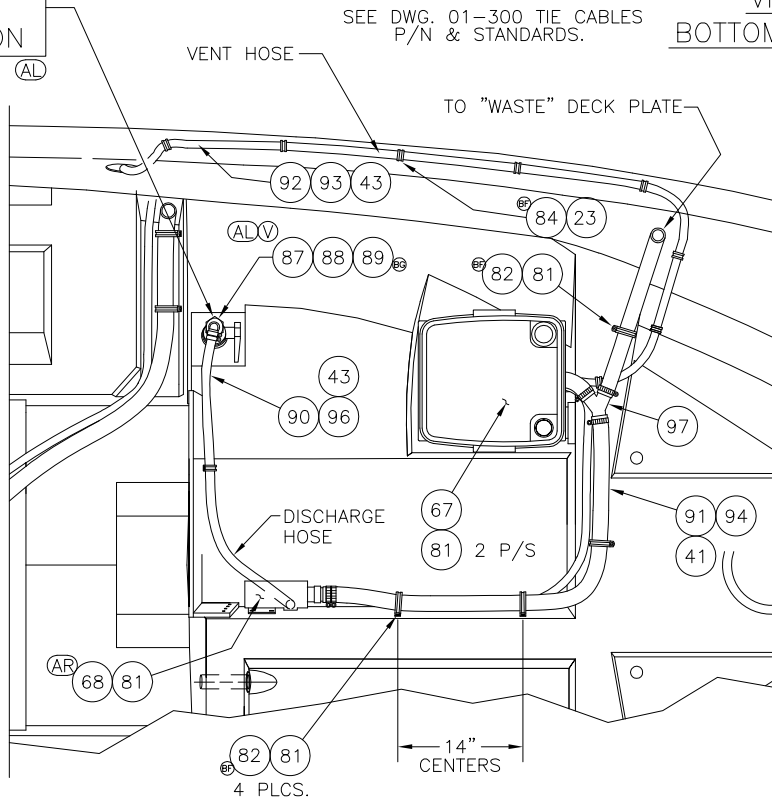
REV.  
BH

CURRENT ECD  
08095526



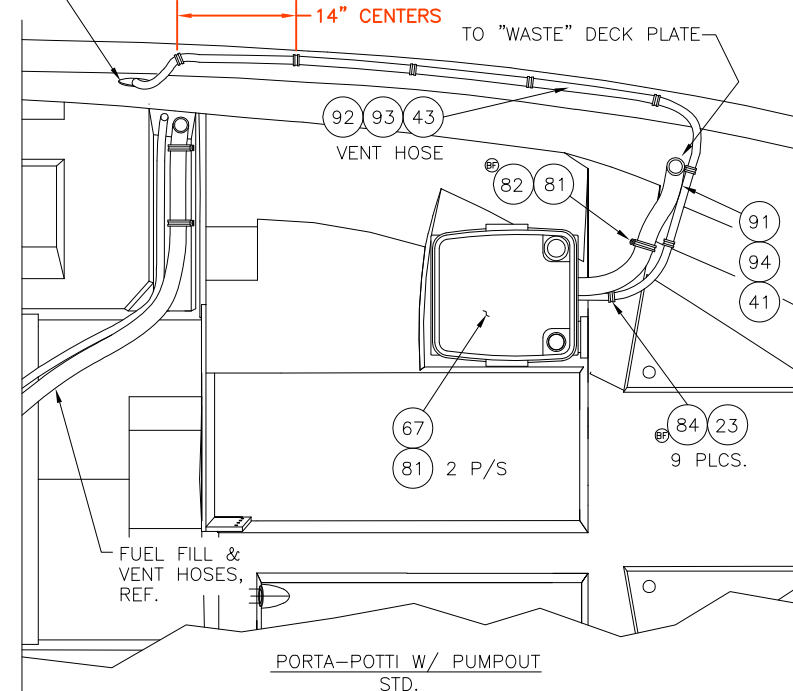
VIEW LOOKING PORT,  
BOTTOM HALF OF PORTA-POTTI

TIE WRAP LOCK TO OFF POSITION



PORTA-POTTI W/ PUMPOUT & OVERBOARD DISCHARGE  
OPTION: 100-70323

4.00" C'BORE TO HULL & 1-3/8" DIA. THRU, POTTY VENT  
USE FIXTURE: 21-08.



PORTA-POTTI W/ PUMPOUT  
STD.



INTERPRET DIMENSIONS AND TOLERANCES PER ANSI Y 14.5 UNLESS OTHERWISE SPECIFIED DIMENSIONS ARE IN INCHES.  
TOLERANCES: ANGLES = ± .5° .XXX = ± .010  
.X = ± .1 X = ± 1/16  
.XX = ± .03 X = ± 1/16  
DO NOT SCALE DRAWING

DRAWN: R.DURHAM

DATE: 10/22/99

SCALE: NONE

BOAT MODEL

MOLD NO.

210VT

18J96701

DWG. TITLE:

INIT. REL. ECN NO:

DWG. NO:

SHT. NO.

Thru Hulls and Outfit Details

R8007

06100

3 of 5

THIS DOCUMENT IS THE PROPERTY OF BOSTON WHALER, INC. MFG. DEPT., EDGEWATER, FLORIDA. ALL RIGHTS ARE RESERVED. THIS DOCUMENT AND INFORMATION CONTAINED MUST NOT BE COPIED OR DISCLOSED TO OTHERS WITHOUT WRITTEN PERMISSION OF BOSTON WHALER, INC.

DWG. NO:  
06100

REV.  
BH

CURRENT ECD  
08095526

BILL OF MATERIAL

| ITEM | QTY. | U/M | DESCRIPTION                                      | B.W.L. NO. |
|------|------|-----|--|------------|
| 01   | 1    | EA. | EYE, BOW 1/2" x 6" SS                            | 09954772   |
| 02   | 1    | EA. | WASHER, LOCK SPLIT 1/2" SS                       | 1326214    |
| 03   | 1    | EA. | NUT, ACORN 1/2-13 SS                             | 1662402    |
| 04   | 1    | EA. | EYE, LIFTING 1/2" SS                             | 1750949    |
| 05   | 2    | EA. | EYE, BOW 1/2" x 3-7/16" SS                       | 0126557    |
| 06   | 4    | EA. | NUT, HEX NYLON LOCK 1/2-13 SS                    | 1260744    |
| 07   | 2    | EA. | DRAIN SLEEVE, FLUSH IMPACT 5/8"                  | 0518878    |
| 08   | 1.5  | FT. | TUBING, WATER LINE 3/8"ID x 1/2"OD               | 0896605    |
| 09   | 1    | EA. | TANK, OIL VRO W/HDWR W/SEND O/B 3 G              | 1477926    |
| 10   | 1    | EA. | PANEL, HDPE CLOSEOUT, ANCHOR LOCKER              | 1323310    |
| 11   | 1    | EA. | CAP, HDPE FISHWELL END                           | 1090612    |
| 12   | 1    | EA. | PUMP, HEAD SYS WASTE DIAPHRAGM 12V               | 1110808    |
| 13   | 4    | EA. | THRU-HULL, PLAS 2" SCUPPER W/FLAPPER             | 0628081    |
| 14   | 1    | EA. | DRAIN, CKPT W/SCREEN                             | 0995118    |
| 15   | 8    | FT. | HOSE, SANI/SMOOTH WALL 1.5" SERIES 149 BLACK     | 1746048    |
| 16   | 12   | EA. | CLAMP, HOSE #24 SS                               | 0256693    |
| 17   | 12   | EA. | SCREW, TAPPING #14A x 1.5" PTH SC                | 1010909    |
| 18   | 44   | EA. | SCREW, TAPPING #10A x 1.5" PTH SC                | 1008747    |
| 19   | 1    | EA. | THRU-HULL, PLAS 1 1/8"X 4.75" W/NUT WHI          | 1816729    |
| 20   | 1    | EA. | NUT, PVC RETAINING THRU HULL                     | 1042068    |
| 21   | 4    | EA. | PLUG, BRASS 1" DRAIN TURN TITE                   | 0133371    |
| 22   | 1    | EA. | PUMP, BILGE 1100GPH                              | 1480094    |
| 23   | 9    | EA. | SCREW, TAPPING #8A x 5/8" PTH SC                 | 1010925    |
| 24   | 1    | EA. | SWITCH, FLOAT RULE W/CVR MERCURY FREE            | 1849537    |
| 25   | 2    | EA. | SCREW, TAPPING #8A x 1.25" PTH SC                | 1130053    |
| 26   | 5    | FT. | HOSE, WATER 1-1/8" BLK                           | 1042076    |
| 27   | 8    | EA. | CLAMP, HOSE #16 3/4"-1.5" SS .505                | 256685     |
| 28   | 1    | EA. | VENT, CLAMSHELL ROPE LOCKER 2" x 2"              | 0533430    |
| 29   | 1    | EA. | THRU-HULL BRZ 3/4" W/NUT X-LONG                  | 1032499    |
| 30   | 1    | EA. | STRAINER, MARELON 3/4" SCREEN ONLY               | 0995589    |
| 31   | 4    | EA. | SCREW, TAPPING #8A x 3/4" POH SC                 | 1213057    |
| 32   | 1    | EA. | VALVE, MARELON BALL 2-WAY 3/4"                   | 0557959    |
| 33   | 1    | EA. | ELBOW, MARELON 3/4"MP T x 3/4"BARB 90D           | 0567958    |
| 34   | 1    | EA. | TRIM TAB, ASSY 9X9 W/POTTED SW BW-05             | 1782251    |
| 35   | 6    | EA. | SCREW, TAPPING #14A x 1.5" PPH SC                | 1008697    |
| 36   | 4    | EA. | SCREW, MACHINE 1/4-20 x 1/2" PPH SC              | 1010586    |
| 37   | 4    | EA. | NUT, LOCK 1/4-20-SC STD PAIT                     | 1009786    |
| 38   | 1    | EA. | TANK, WATER 20 GAL.                              | 1033521    |
| 39   | 4    | EA. | TANK, BRACKET 2" x 2" x 6"                       | 1030469    |
| 40   | 4    | EA. | WASHER, FENDER 1/4" x 1.25" SC                   | 1260678    |
| 41   | 16   | EA. | COVER, CLAMP END PROT 1/2" x .045"               | 0830968    |
| 42   | 3    | FT. | TAPE, FOAM NEOPRENE W/3M 9828 3/8"TH X 2"W       | 1497452    |
| 43   | 12   | EA. | COVER, CLAMP END PROT 1/2" L X .045" X .465" RED | 0830968    |
| 44   | 3    | FT. | HOSE, SANI/CHEMICAL TDX 5/8"                     | 0124719    |
| 45   | 1    | EA. | ELBOW, MARELON 1/2"MP T x 5/8" BARB x90D         | 0995563    |
| 46   | 1    | EA. | ADAPTER, SEATECH STRAIGHT 1/2"MP T-15MM          | 1542919    |
| 47   | 1    | EA. | NUT/RING/CONE, ACETAL 1/2"TH x 3/8"              | 0158501    |
| 48   | 0    | FT. | TUBING, SEATECH 15MM X 11MM BLUE                 | 1210160    |
| 49   | 11   | EA. | CLAMP, HOSE #10 SS                               | 0263954    |
| 50   | 1    | EA. | TANK, FUEL - BW 92GAL 210VT-03 W/SS SENDER       | 1746455    |
| 51   | 1    | EA. | PANEL, HDPE CLOSOUT FISHWELL SEAFM               | 1486562    |
| 52   | 1    | EA. | VENT, FUEL/WATER SS 3/4" FLUSH STRAIGHT          | 1754881    |
| 53   | 8    | FT. | HOSE, FUEL 1.5" TYPE A CLASS 2                   | 0123745    |
| 54   | 8    | FT. | HOSE, FUEL 5/8" TYPE A CLASS 2                   | 0123745    |
| 55   | 8    | FT. | HOSE, FUEL 5/8" ISO 7840-A2                      | 0947499    |
| 56   | 4    | FT. | HOSE, FUEL 3/8" ISO/CE W/PLAS LINER              | 1497486    |
| 57   | 4    | FT. | HOSE, FUEL 3/8" ISO 7840-A1                      | 0947473    |
| 58   | 3    | EA. | CLAMP, HOSE #06M SS MINI                         | 0123398    |
| 59   | 1    | EA. | SPRING, VENT 1.05" X 12" SS                      | 1041367    |
| 60   | 1    | EA. | BUSS BAR, GRND COPPER                            | 1030626    |
| 61   | 1    | EA. | COVER, ABS BW BUSS BAR BLACK                     | 1001197    |
| 62   | 1    | EA. | HOLDER, BATTERY GR-27 POWER GUARD                | 0995068    |
| 63   | 4    | EA. | THRU-HULL, MARELON BW-06 SHORT FEMALE            | 1806032    |



INTERPRET DIMENSIONS AND TOLERANCES PER ANSI Y 14.5 UNLESS OTHERWISE SPECIFIED DIMENSIONS ARE IN INCHES.  
 TOLERANCES: ANGLES = ± .5° .xxx = ± .010  
 .x = ± .1 X = ± 1/16  
 .xx = ± .03 X = ± 1/16  
 DO NOT SCALE DRAWING

DRAWN: R.DURHAM

DATE: 10/22/99

SCALE: NONE

BOAT MODEL

210VT

MOLD NO.

18J96701

DWG. TITLE:

Thru Hulls and Outfit Details

INIT. REL. ECN NO:

R8007

DWG. NO:

06100

SHT. NO.

4 OF 5

THIS DOCUMENT IS THE PROPERTY OF BOSTON WHALER, INC. MFG. DEPT., EDGEWATER, FLORIDA. ALL RIGHTS ARE RESERVED. THIS DOCUMENT AND INFORMATION CONTAINED MUST NOT BE COPIED OR DISCLOSED TO OTHERS WITHOUT WRITTEN PERMISSION OF BOSTON WHALER, INC.

DWG. NO:  
06100

REV.  
BH

CURRENT ECD  
08095526

BILL OF MATERIAL

| ITEM | QTY. | U/M | DESCRIPTION                                    | B.W. NO. |
|------|------|-----|--|----------|
| 64   | 2    | EA. | BRACKET, BATT HOLDDOWN 1.25" C                 | 1042837  |
| 65   | 6    | EA. | SCREW, TAPPING #8A x 1" POH                    | 0150805  |
| 66   | 1    | EA. | ELBOW, SEATECH 90DEG STEM 15MM                 | 1214840  |
| 67   | 1    | EA. | HEAD, PORTABLE MSD SANI-POTTI SLVR             | 258749   |
| 68   | 1    | EA. | PUMP, HEAD SYS MACERATOR 12V EPOXY             | 1718984  |
| 69   | 1    | EA. | BUSS BAR, TERM POST 2 5/16 STUDS (ANL FUSE)    | 1717497  |
| 70   | 4    | EA. | SCREW, TAPPING #10A x 1.5" PTH                 | 1008747  |
| 71   | 1    | EA. | COVER, BW 05 TERM POST 5/16 STUDS              | 1794523  |
| 72   | 1    | EA. | PUMP, RAW WATER                                | 1043736  |
| 73   | 13   | FT. | HOSE, WATER 3/4" BLK REINF PVC                 | 1042100  |
| 74   | 2    | EA. | ELBOW, PVC 1/2" FPT SWIVEL x 3/4" BARB         | 0626104  |
| 75   | 1    | EA. | TEE, AGTAL 1/2" MPT                            | 206003-  |
| 76   | 1    | EA. | PUMP, FRESH WATER SHURFLO 2.8GPM               | 0504969  |
| 77   | 2    | EA. | ELBOW, AGTAL 1/2" MPT x 1/2" FPT x 90DEG       | 01722554 |
| 78   | 1    | EA. | PANEL, HDPE CLOSEOUT CNSL                      | 1309129  |
| 79   | 2    | EA. | DRAIN SLEEVE, FLUSH IMPACT 5/8"                | 518878   |
| 80   | 1    | EA. | HOLDER, BATTERY W/POLY STRAP HOLDN             | 1058197  |
| 81   | 21   | EA. | SCREW, TAPPING #10A x 1" PTH SC                | 1008739  |
| 82   | 7    | EA. | CLAMP, LOOM 2" G32                             | 1704652  |
| 83   | 1    | EA. | DRAIN, ELBOW 90DEG 1.5" SHORT THREAD           | 1675214  |
| 84   | 9    | EA. | CLAMP, LOOM 1.25"                              | 1701321  |
| 85   | 1    | EA. | PANEL, HDPE CLOSEOUT CNSL STBD FWD             | 1309103  |
| 86   | 1    | EA. | PANEL, HDPE CLOSEOUT CNSL PORT FWD             | 1287267  |
| 87   | 1    | EA. | THRU-HULL, BRZ 1" W/NUT X-LONG                 | 1691075  |
| 88   | 1    | EA. | VALVE, MARELON BALL 2-WAY 1" LOCKING           | 1799576  |
| 89   | 1    | EA. | ELBOW, MARELON 1" MPT x 1" BARB x 90DEG        | 0995555  |
| 90   | 3    | FT. | HOSE, GEN PURPOSE 1"                           | 0196667  |
| 91   | 16   | FT. | HOSE, SANI-SMOOTH WALL 1.5"                    | 0123844  |
| 92   | 8    | FT. | HOSE, SANI/CHEMICAL TDX 5/8"                   | 0124719  |
| 93   | 4    | EA. | CLAMP, HOSE #06M 5/16-7/8" SS MINI             | 0123398  |
| 94   | 12   | EA. | CLAMP, HOSE #24 1"-2" SS                       | 0256693  |
| 95   | 1    | EA. | VENT, FUEL TANK 3/4" SS STRAIGHT               | 0859157  |
| 96   | 4    | EA. | CLAMP, HOSE #10 1/2"-1-1/8" SS                 | 0263954  |
| 97   | 1    | EA. | COUPLING, PLAS 'Y' 1.5" BLK                    | 1747278  |
| 98   | 6    | EA. | SCREW, TAPPING #10A x 1" POH SC                | 1008507  |
| 99   | 10   | EA. | SNAP CAP, PLAS WHT                             | 1031301  |
| 100  | 15   | EA. | SNAP CAP, PLAS CLEAR WASHER                    | 1246727  |
| 101  | 2    | EA. | SCREW, TAPPING #10A x 1.5" PTH SC              | 1010610  |
| 102  | 4    | EA. | GLIP, SUPPORT 2" DIA.                          | 1323427  |
| 103  | 8    | EA. | SCREW, TAPPING #8A x 5/8" PTH                  | 1010925  |
| 104  | 2    | EA. | FILTER, IN-LINE WATER 1/2" FPT                 | 406710   |
| 105  | 1    | EA. | SHIM, HDPE BW-07 FLOAT SW WHT                  | 1849566  |
| 106  | 14   | FT  | FOAM, BACKER ROD 1/2" DIA                      | 1041680  |
| 107  | 14   | FT  | FOAM, BACKER ROD 7/8" DIA                      | 1041698  |
| 108  | 1    | EA. | CLEAT, POLY BW-07 BATT BOX WHLR WHT            | 1878246  |
| 109  | 1    | EA. | PUMP, FRSH WTR 4.0GPM 12V AQUAKING             | 1913893  |
| 110  | 1    | EA. | PREMIER, INLINE WTR SWIVEL 1/2" MPT X          | 1896340  |
| 111  | 2    | EA. | ELBOW, PVC 1/2" FPT SWIVEL X 3/4" BARB X 90DEG | 0626101  |
| 112  | 1    | EA. | TEE, PLAS 3/4" ALL BARB                        | 0995191  |
| 113  | 21   | EA. | SCREW, TAPPING #14A x 1" PPH SC                | 1008689  |
| 114  | 1    | EA. | STEERING, POWER PACK MERC W/12' LEAD           | 1772668  |
| 115  | 1    | EA. | ACC PART, MERC SPEEDOMETER/TEMP DIG            | 1477942  |
| 116  | 3    | EA. | SCREW, TAPPING #8A X 1" PTH SC                 | 1008804  |
| 117  | 1    | EA. | THE, CABLE 14" LG NYLON BLK                    | 1031780  |
| 118  | 6    | EA. | SCREW, MACHINE #1/4-20 X 1" PPH SC             | 1008580  |
| 119  | 6    | EA. | NUT, LOCK #1/4-20 SC STD PATT                  | 1009786  |
| 120  | 6    | EA. | WASHER, FLAT #1/4" SC                          | 1260769  |
| 121  | 3    | EA. | THRU-HULL, MARELON BW-06 SHORT MALE            | 1806031  |
| 122  | 1    | EA. | THRU-HULL, MARELON BW-06 LONG MALE             | 1806030  |
| 123  | 1    | EA. | PLUG, MARELON BW-06 DRAIN 1" W/GASKET          | 1806033  |



INTERPRET DIMENSIONS AND TOLERANCES PER ANSI Y 14.5 UNLESS OTHERWISE SPECIFIED DIMENSIONS ARE IN INCHES.  
 TOLERANCES: ANGLES = ± .5° .xxx = ± .010  
 .x = ± .1 X = ± 1/16  
 .xx = ± .03

DO NOT SCALE DRAWING

DRAWN: R.DURHAM DATE: 10/22/99 SCALE: NONE  
 DWG. TITLE: Thru Hulls and Outfit Details

BOAT MODEL: 210VT  
 INIT. REL. ECN NO: R8007

MOLD NO.: 18J96701  
 DWG. NO.: 06100